



NATA LIGHTING CO.,LTD.
www.nata.cn
Email:info@nata.com
Tel:+86-750-3770000 Fax:+86-750-3771111
Address:380JinOu Road,GaoXin Zone,Jiang Men City,Guangdong,China

NT

Client:

LumCAT: 2-2748-L

Luminaire: 92.70.412.00

Report No: 2024806-B019

Ballast type: AC

Test No: 2024806-C019

Voltage(V): 34.970

LampCAT: CITIZEN CLU038 LES14.5

Current(A): 0.450

Lamp flux(lm): 2571.0

Power (W): 15.736

Number of Lamps: 1

PF: 0.000

Length(mm): 0

Width(mm): 0

Phm Type: C

Height(mm): 0

Photometric Results

Lumens(lm): 2442.63, Efficiency(%): 95.01% , Luminous Efficacy(lm/W): 155.23

Central intensity(cd): 12869.680, Maximum intensity(cd): 12869.680

Angle of maximum intensity: C=0.0 γ =0.0

Beam Angle(50%Imax): [C0/180]Total=17.0

[C90/270]Total=17.0

Field angle(10%Imax): [C0/180]Total=46.2

[C90/270]Total=46.2

Maximum s/h(1/2): C0_180=0.29 C90_270=0.29

Maximum s/h(1/4): C0_180=0.33 C90_270=0.33

Up flux rate of lamp(%): 0.00%

Down flux rate of lamp(%): 95.01%

Up flux rate of LUM(%): - -

Down flux rate of LUM(%): 100.00%

CIE Type : Direct lighting

Output flux ratio in π solid angle : 97.962%

Equipment: GMS1980
Temperature(°C): 25.0

Date: 2024/8/6
Humidity(%): 60.0%

Operator: NT07
Distance(m): 7.65

| $\gamma(^{\circ})$ | Average I(cd) | Zonal F(lm) | Sum F(lm) | Eff Flux(%) | Eff Sum(%) |
|--------------------|---------------|-------------|-----------|-------------|------------|
| 0.0 | 12869.683 | 0.000 | 0 | 0.00% | 0.00% |
| 1.0 | 12539.265 | 12.158 | 12.158 | 0.47% | 0.50% |
| 2.0 | 12171.978 | 35.468 | 47.626 | 1.38% | 1.95% |
| 3.0 | 11837.887 | 57.424 | 105.049 | 2.23% | 4.30% |
| 4.0 | 11104.527 | 76.796 | 181.845 | 2.99% | 7.44% |
| 5.0 | 10163.778 | 91.495 | 273.34 | 3.56% | 11.19% |
| 6.0 | 9041.975 | 100.931 | 374.271 | 3.93% | 15.32% |
| 7.0 | 7975.549 | 105.627 | 479.899 | 4.11% | 19.65% |
| 8.0 | 6875.765 | 106.288 | 586.187 | 4.13% | 24.00% |
| 9.0 | 5915.045 | 103.663 | 689.849 | 4.03% | 28.24% |
| 10.0 | 5124.845 | 99.907 | 789.756 | 3.89% | 32.33% |
| 11.0 | 4450.812 | 95.680 | 885.437 | 3.72% | 36.25% |
| 12.0 | 3930.254 | 91.617 | 977.054 | 3.56% | 40.00% |
| 13.0 | 3471.877 | 87.845 | 1064.899 | 3.42% | 43.60% |
| 14.0 | 3126.667 | 84.461 | 1149.359 | 3.29% | 47.05% |
| 15.0 | 2845.393 | 81.987 | 1231.347 | 3.19% | 50.41% |
| 16.0 | 2672.240 | 80.849 | 1312.195 | 3.14% | 53.72% |
| 17.0 | 2398.662 | 78.968 | 1391.163 | 3.07% | 56.95% |
| 18.0 | 2089.092 | 73.993 | 1465.156 | 2.88% | 59.98% |
| 19.0 | 1903.430 | 69.462 | 1534.618 | 2.70% | 62.83% |
| 20.0 | 1742.712 | 66.735 | 1601.352 | 2.60% | 65.56% |
| 21.0 | 1595.674 | 64.104 | 1665.456 | 2.49% | 68.18% |
| 22.0 | 1423.838 | 60.678 | 1726.135 | 2.36% | 70.67% |
| 23.0 | 1293.003 | 57.007 | 1783.141 | 2.22% | 73.00% |
| 24.0 | 1221.577 | 54.978 | 1838.119 | 2.14% | 75.25% |
| 25.0 | 1133.734 | 53.555 | 1891.674 | 2.08% | 77.44% |
| 26.0 | 1045.307 | 51.437 | 1943.11 | 2.00% | 79.55% |
| 27.0 | 966.623 | 49.222 | 1992.332 | 1.91% | 81.57% |
| 28.0 | 891.678 | 47.048 | 2039.381 | 1.83% | 83.49% |
| 29.0 | 810.332 | 44.529 | 2083.91 | 1.73% | 85.31% |
| 30.0 | 719.307 | 41.300 | 2125.21 | 1.61% | 87.01% |
| 31.0 | 631.370 | 37.587 | 2162.797 | 1.46% | 88.54% |
| 32.0 | 547.551 | 33.775 | 2196.572 | 1.31% | 89.93% |
| 33.0 | 458.794 | 29.647 | 2226.219 | 1.15% | 91.14% |
| 34.0 | 372.547 | 25.159 | 2251.378 | 0.98% | 92.17% |
| 35.0 | 296.570 | 20.780 | 2272.159 | 0.81% | 93.02% |
| 36.0 | 243.973 | 17.211 | 2289.37 | 0.67% | 93.73% |
| 37.0 | 188.143 | 14.093 | 2303.463 | 0.55% | 94.30% |

| $\gamma(^{\circ})$ | Average I(cd) | Zonal F(lm) | Sum F(lm) | Eff Flux(%) | Eff Sum(%) |
|--------------------|---------------|-------------|-----------|-------------|------------|
| 38.0 | 141.317 | 10.997 | 2314.46 | 0.43% | 94.75% |
| 39.0 | 87.308 | 7.804 | 2322.263 | 0.30% | 95.07% |
| 40.0 | 69.627 | 5.473 | 2327.737 | 0.21% | 95.30% |
| 41.0 | 60.549 | 4.636 | 2332.372 | 0.18% | 95.49% |
| 42.0 | 55.918 | 4.231 | 2336.604 | 0.16% | 95.66% |
| 43.0 | 52.063 | 4.000 | 2340.604 | 0.16% | 95.82% |
| 44.0 | 48.522 | 3.796 | 2344.4 | 0.15% | 95.98% |
| 45.0 | 45.260 | 3.604 | 2348.004 | 0.14% | 96.13% |
| 46.0 | 42.553 | 3.434 | 2351.438 | 0.13% | 96.27% |
| 47.0 | 40.183 | 3.291 | 2354.729 | 0.13% | 96.40% |
| 48.0 | 38.179 | 3.168 | 2357.897 | 0.12% | 96.53% |
| 49.0 | 36.342 | 3.060 | 2360.957 | 0.12% | 96.66% |
| 50.0 | 34.748 | 2.964 | 2363.921 | 0.12% | 96.78% |
| 51.0 | 33.541 | 2.889 | 2366.81 | 0.11% | 96.90% |
| 52.0 | 32.699 | 2.842 | 2369.653 | 0.11% | 97.01% |
| 53.0 | 32.151 | 2.821 | 2372.474 | 0.11% | 97.13% |
| 54.0 | 31.800 | 2.819 | 2375.292 | 0.11% | 97.24% |
| 55.0 | 31.639 | 2.832 | 2378.124 | 0.11% | 97.36% |
| 56.0 | 31.785 | 2.866 | 2380.99 | 0.11% | 97.48% |
| 57.0 | 32.019 | 2.917 | 2383.907 | 0.11% | 97.60% |
| 58.0 | 32.136 | 2.967 | 2386.874 | 0.12% | 97.72% |
| 59.0 | 31.902 | 2.994 | 2389.868 | 0.12% | 97.84% |
| 60.0 | 31.324 | 2.987 | 2392.855 | 0.12% | 97.96% |
| 61.0 | 30.446 | 2.948 | 2395.803 | 0.11% | 98.08% |
| 62.0 | 29.078 | 2.868 | 2398.671 | 0.11% | 98.20% |
| 63.0 | 27.096 | 2.732 | 2401.403 | 0.11% | 98.31% |
| 64.0 | 24.996 | 2.556 | 2403.959 | 0.10% | 98.42% |
| 65.0 | 22.597 | 2.355 | 2406.314 | 0.09% | 98.51% |
| 66.0 | 20.410 | 2.146 | 2408.46 | 0.08% | 98.60% |
| 67.0 | 18.420 | 1.952 | 2410.413 | 0.08% | 98.68% |
| 68.0 | 16.957 | 1.792 | 2412.205 | 0.07% | 98.75% |
| 69.0 | 16.123 | 1.688 | 2413.892 | 0.07% | 98.82% |
| 70.0 | 15.516 | 1.625 | 2415.517 | 0.06% | 98.89% |
| 71.0 | 15.055 | 1.580 | 2417.097 | 0.06% | 98.95% |
| 72.0 | 14.711 | 1.548 | 2418.645 | 0.06% | 99.02% |
| 73.0 | 14.404 | 1.522 | 2420.168 | 0.06% | 99.08% |
| 74.0 | 14.140 | 1.501 | 2421.668 | 0.06% | 99.14% |
| 75.0 | 13.899 | 1.482 | 2423.15 | 0.06% | 99.20% |

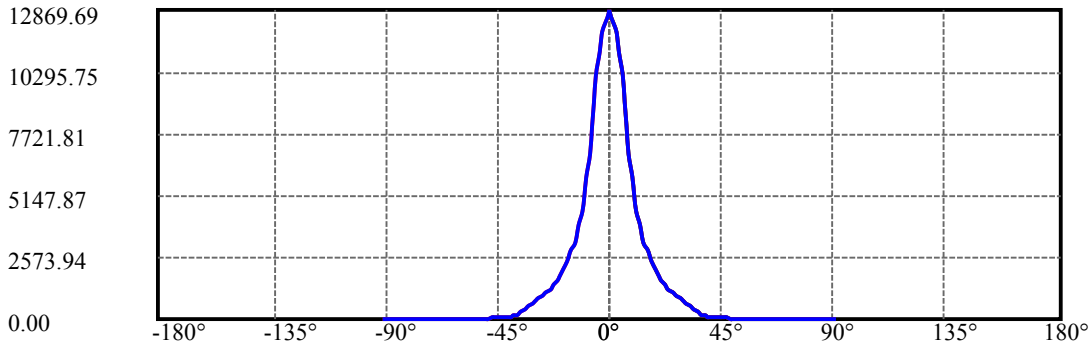
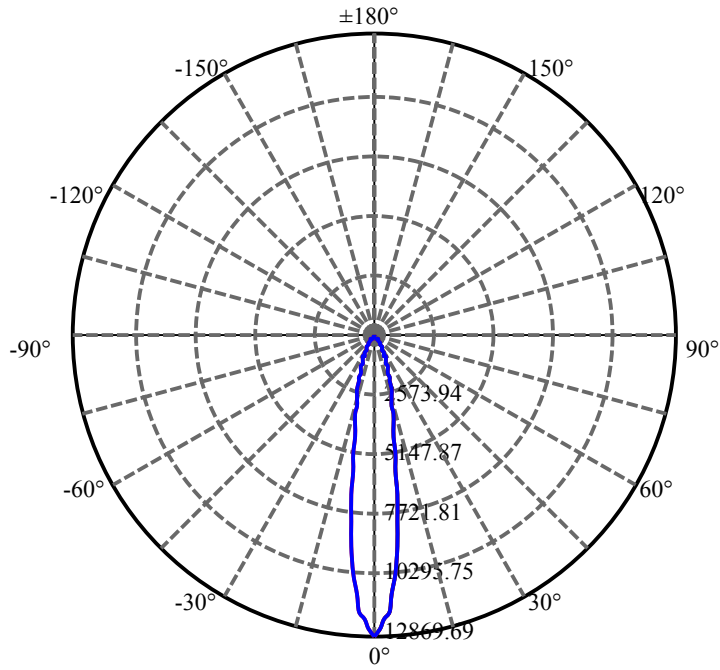
| $\gamma(^{\circ})$ | Average I(cd) | Zonal F(lm) | Sum F(lm) | Eff Flux(%) | Eff Sum(%) |
|--------------------|---------------|-------------|-----------|-------------|------------|
| 76.0 | 13.687 | 1.464 | 2424.614 | 0.06% | 99.26% |
| 77.0 | 13.467 | 1.448 | 2426.062 | 0.06% | 99.32% |
| 78.0 | 13.226 | 1.429 | 2427.491 | 0.06% | 99.38% |
| 79.0 | 12.941 | 1.406 | 2428.897 | 0.05% | 99.44% |
| 80.0 | 12.626 | 1.378 | 2430.275 | 0.05% | 99.49% |
| 81.0 | 12.334 | 1.350 | 2431.625 | 0.05% | 99.55% |
| 82.0 | 12.019 | 1.321 | 2432.945 | 0.05% | 99.60% |
| 83.0 | 11.734 | 1.291 | 2434.237 | 0.05% | 99.66% |
| 84.0 | 11.485 | 1.265 | 2435.502 | 0.05% | 99.71% |
| 85.0 | 11.222 | 1.239 | 2436.741 | 0.05% | 99.76% |
| 86.0 | 11.010 | 1.215 | 2437.956 | 0.05% | 99.81% |
| 87.0 | 10.790 | 1.193 | 2439.149 | 0.05% | 99.86% |
| 88.0 | 10.607 | 1.172 | 2440.321 | 0.05% | 99.91% |
| 89.0 | 10.505 | 1.157 | 2441.478 | 0.05% | 99.95% |
| 90.0 | 10.424 | 1.148 | 2442.626 | 0.04% | 100.00% |

ZONAL LUMEN SUMMARY

| Zone | Lumens | %Lamp | %Fixt |
|---------|---------|--------|---------|
| 0-30 | 2125.21 | 82.66% | 87.01% |
| 0-40 | 2327.74 | 90.54% | 95.30% |
| 0-60 | 2392.85 | 93.07% | 97.96% |
| 0-90 | 2441.48 | 94.96% | 99.95% |
| 0-120 | 2441.48 | 94.96% | 99.95% |
| 0-180 | 2442.63 | 95.01% | 100.00% |
| 60-90 | 48.62 | 1.89% | 1.99% |
| 90-120 | 0.00 | 0.00% | 0.00% |
| 90-130 | 0.00 | 0.00% | 0.00% |
| 90-150 | 0.00 | 0.00% | 0.00% |
| 90-180 | 0.00 | 0.00% | 0.00% |
| 0-26.22 | 1954.10 | 76.01% | 80.00% |

ZONAL LUMEN SUMMARY

| | |
|---------|--------|
| 0-10 | 789.76 |
| 10-20 | 811.60 |
| 20-30 | 523.86 |
| 30-40 | 202.53 |
| 40-50 | 36.18 |
| 50-60 | 28.93 |
| 60-70 | 22.66 |
| 70-80 | 14.76 |
| 80-90 | 11.20 |
| 90-100 | 0.00 |
| 100-110 | 0.00 |
| 110-120 | 0.00 |
| 120-130 | 0.00 |
| 130-140 | 0.00 |
| 140-150 | 0.00 |
| 150-160 | 0.00 |
| 160-170 | 0.00 |
| 170-180 | 0.00 |



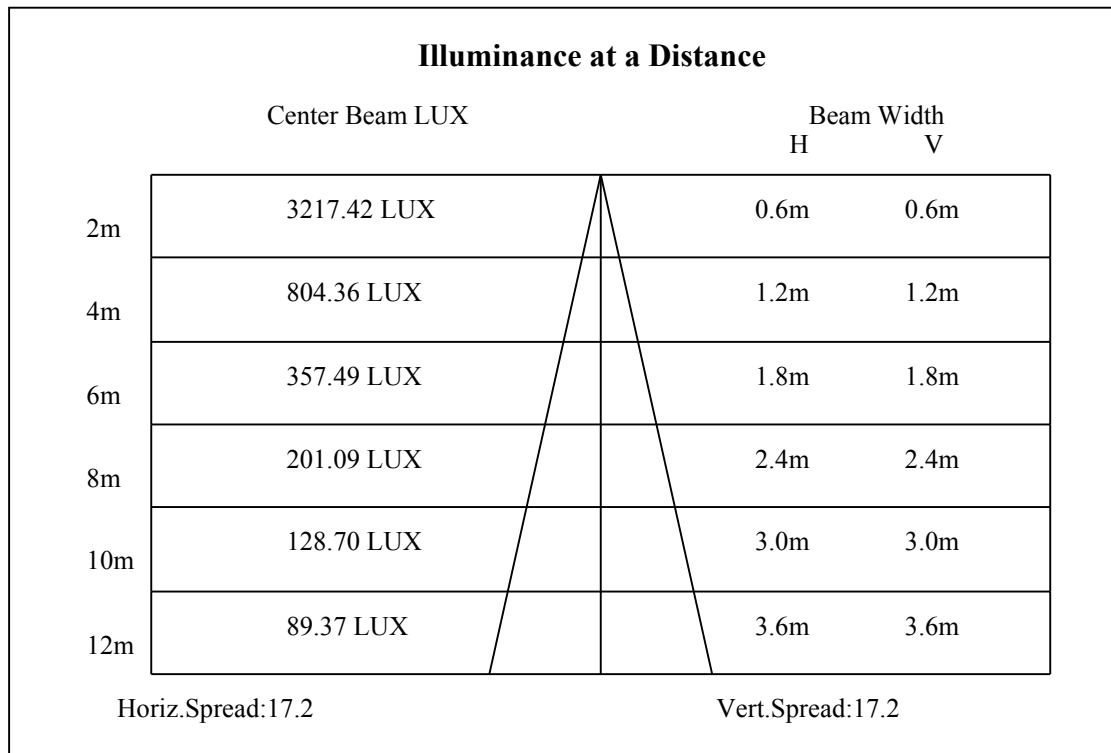
C0(Max): —————

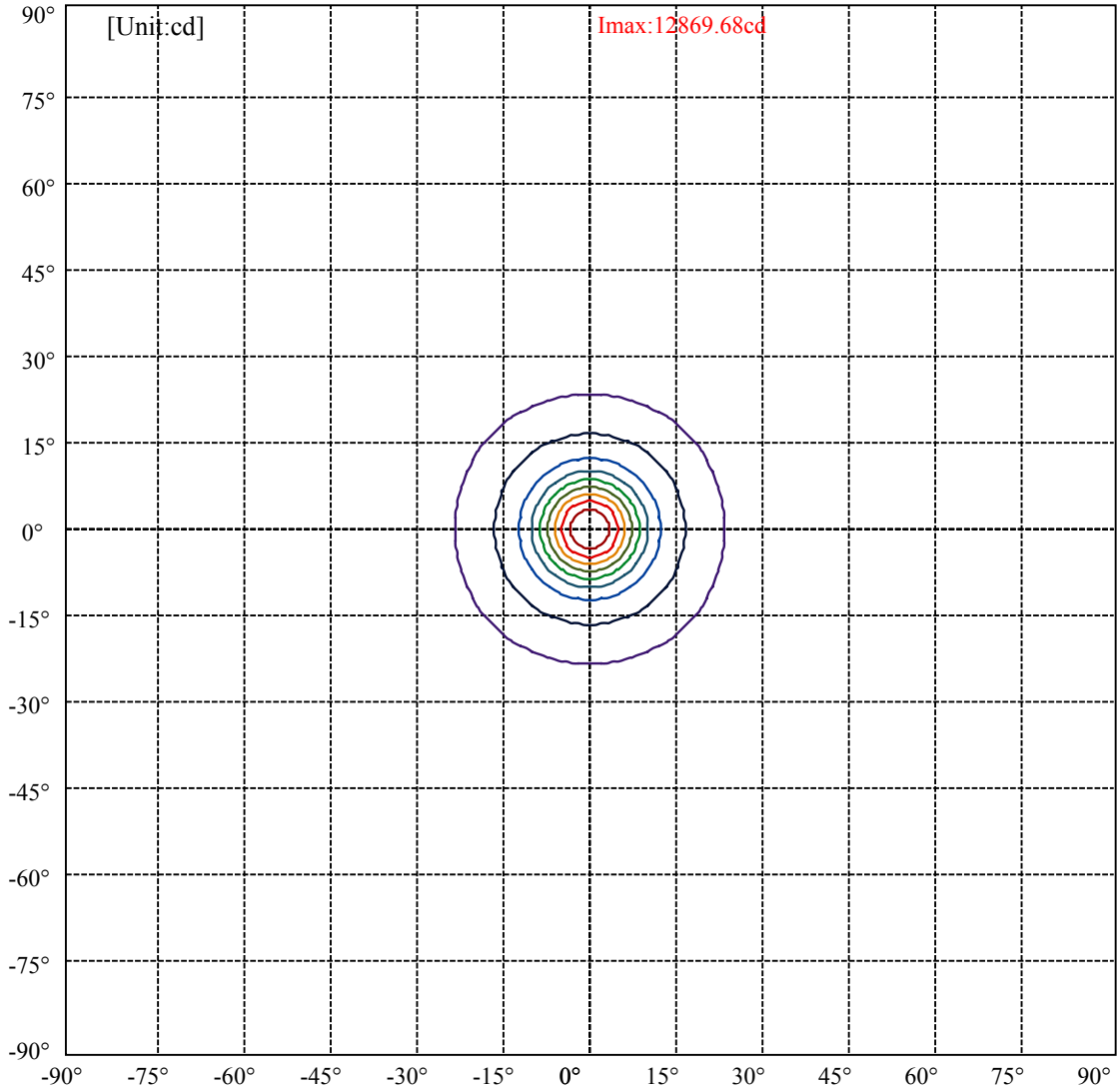
C0/C180: —————

C90/C270: —————

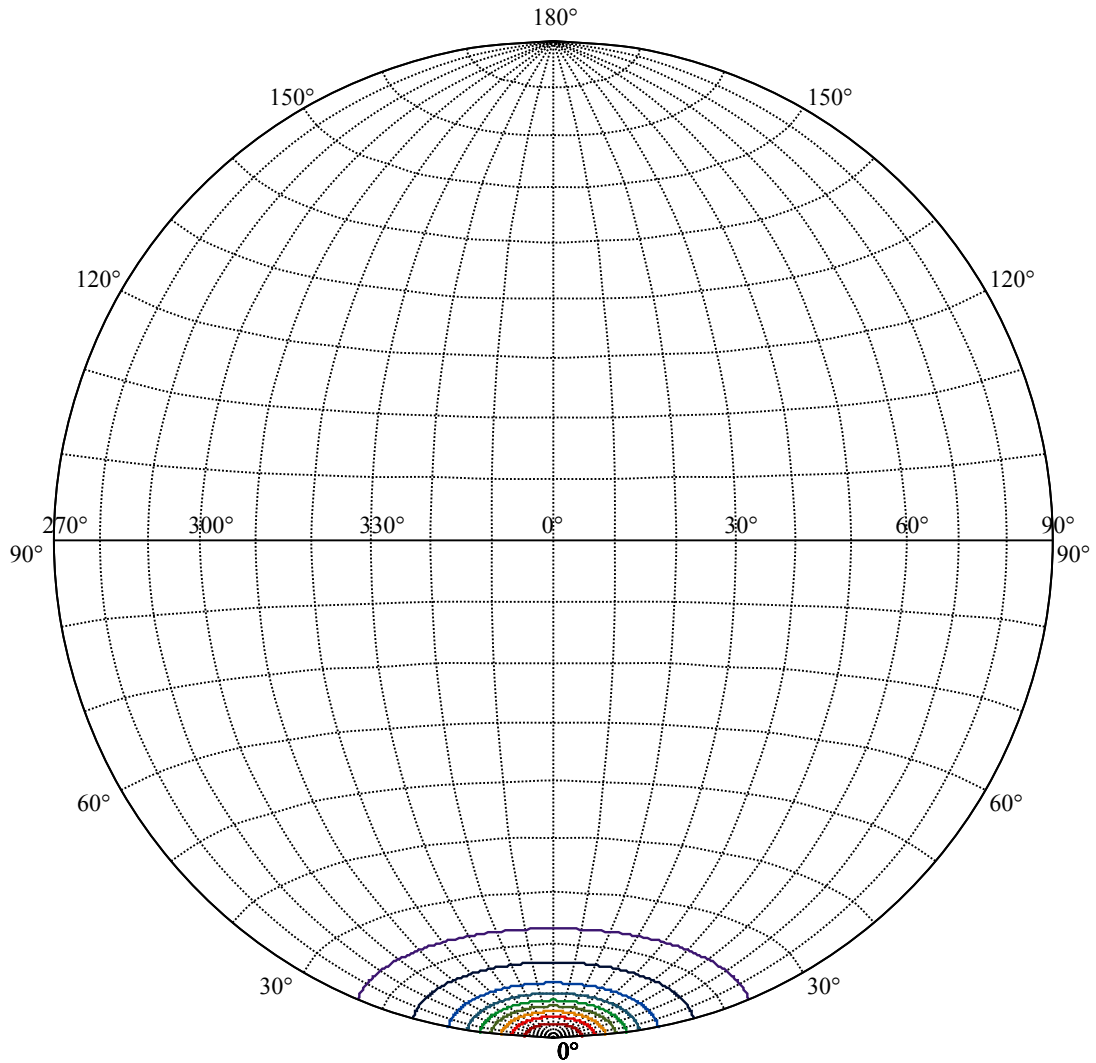
Field angle(10%Imax):C0/180Left:23.1 Right:23.1
:C90/270Left:23.1 Right:23.1

Beam Angle(50%Imax):C0/180Left:8.5 Right:8.5
:C90/270Left:8.5 Right:8.5





| | |
|-------------------|---|
| (10%Imax) 1286.97 | — |
| (20%Imax) 2573.94 | — |
| (30%Imax) 3860.91 | — |
| (40%Imax) 5147.87 | — |
| (50%Imax) 6434.84 | — |
| (60%Imax) 7721.81 | — |
| (70%Imax) 9008.78 | — |
| (80%Imax) 10295.7 | — |
| (90%Imax) 11582.7 | — |



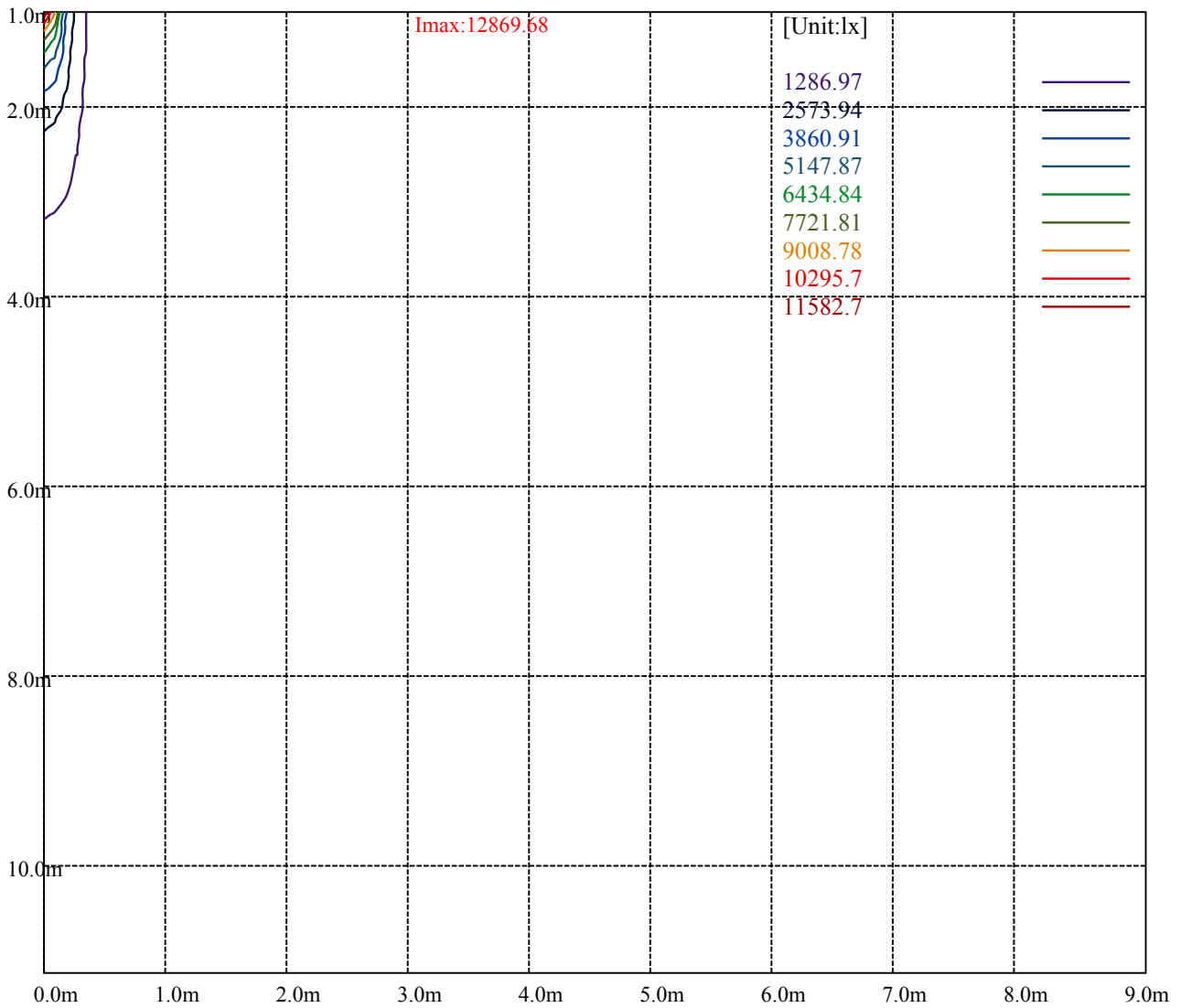
House

[Unit:cd]

Road

Imax:12869.68

| | | |
|-----------|---------|---|
| (10%Imax) | 1286.97 | — |
| (20%Imax) | 2573.94 | — |
| (30%Imax) | 3860.91 | — |
| (40%Imax) | 5147.87 | — |
| (50%Imax) | 6434.84 | — |
| (60%Imax) | 7721.81 | — |
| (70%Imax) | 9008.78 | — |
| (80%Imax) | 10295.7 | — |
| (90%Imax) | 11582.7 | — |



Luminance Table

| γ | 45 | 50 | 55 | 60 | 65 | 70 | 75 | 80 | 85 |
|----------|----|----|----|----|----|----|----|----|----|
| C0 | 0 | 0 | 0 | 0 | 0 | 0 | 0 | 0 | 0 |
| C45 | 0 | 0 | 0 | 0 | 0 | 0 | 0 | 0 | 0 |
| C90 | 0 | 0 | 0 | 0 | 0 | 0 | 0 | 0 | 0 |

| L(Hor)(65) | L(Ver)(65) | L45(65) | L(Hor)(75) | L(Ver)(75) | L45(75) | L(Hor)(85) | L(Ver)(85) | L45(85) |
|------------|------------|---------|------------|------------|---------|------------|------------|---------|
| 0 | 0 | 0 | 0 | 0 | 0 | 0 | 0 | 0 |

Glare Table

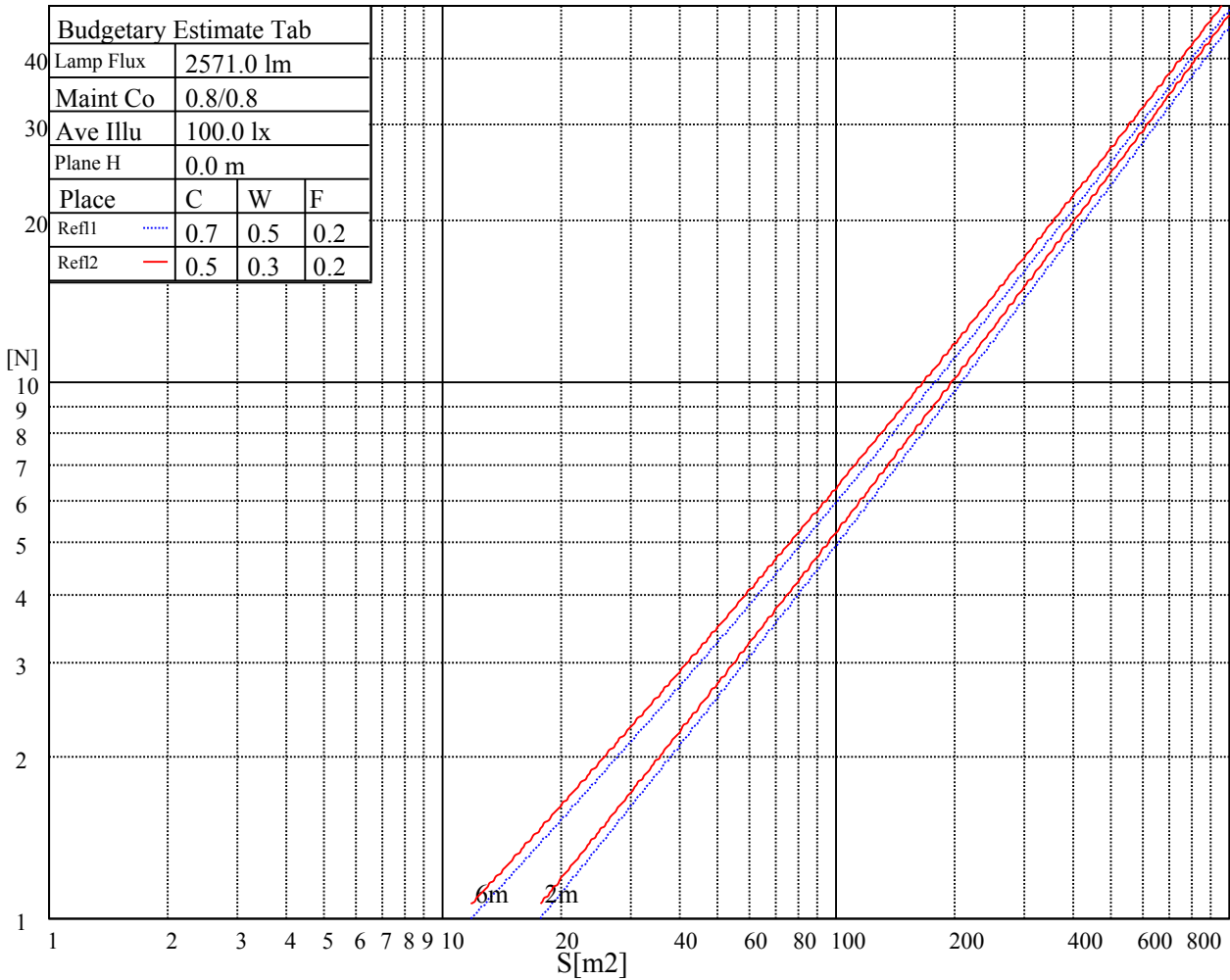
| Glare | Quality | Service Values Illuminance(lx) | | | | | | | |
|-------|---------|--------------------------------|------|------|-------|-------|-------|-------|-------|
| 1.15 | A | 2000 | 1000 | 500 | <=300 | | | | |
| 1.5 | B | | 2000 | 1000 | 500 | <=300 | | | |
| 1.85 | C | | | 2000 | 1000 | 500 | <=300 | | |
| 2.2 | D | | | | 2000 | 1000 | 500 | <=300 | |
| 2.55 | E | | | | | 2000 | 1000 | 500 | <=300 |
| | | a | b | c | d | e | f | g | h |

Luminance Limiting Curve

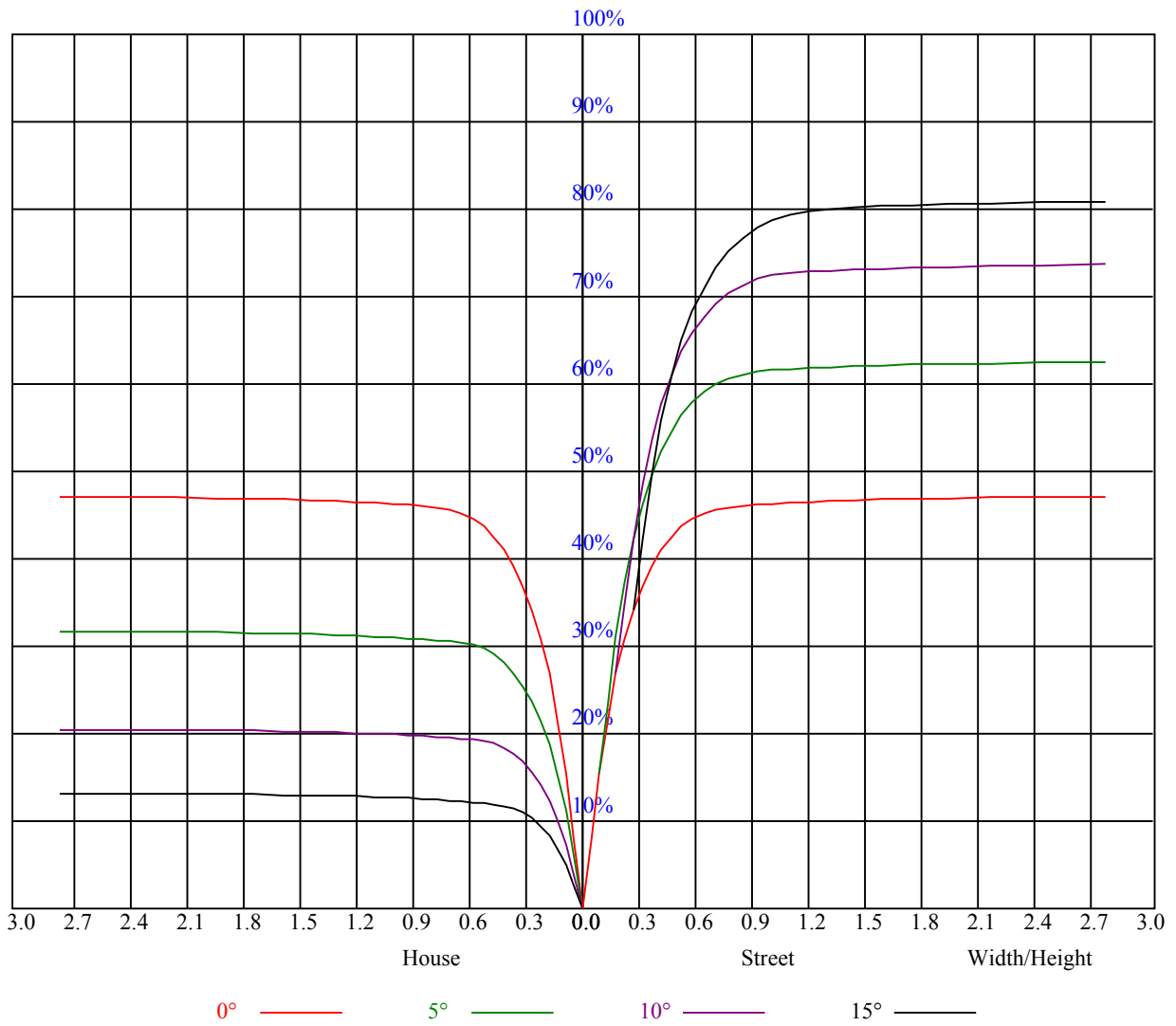


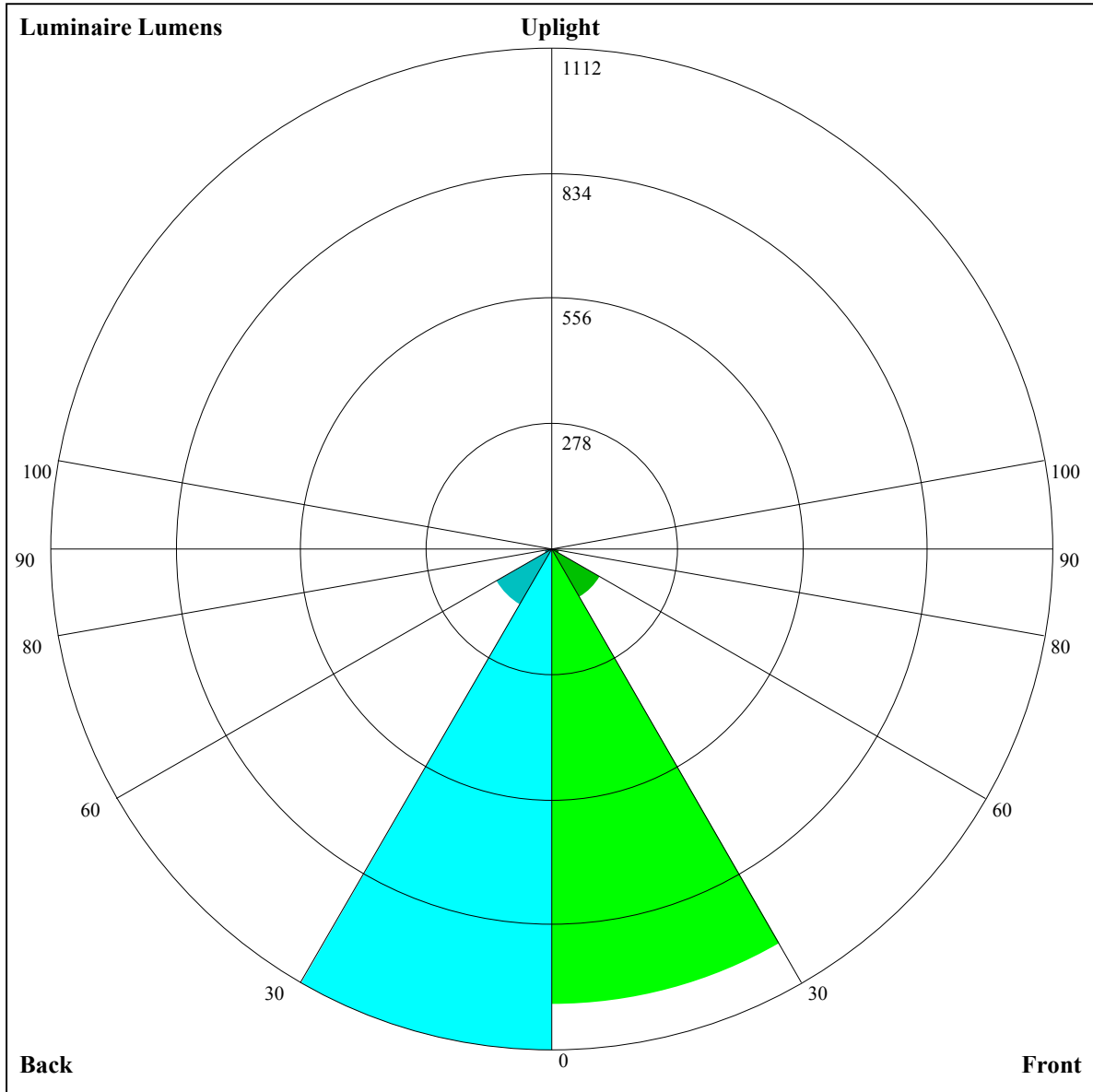
| Illumination assessment according UGR | | | | | | | | | | | |
|---|-----|------------------|-----|-----|-----|-----|----------------|-----|-----|-----|--|
| Rf of Ceiling | 70 | 70 | 50 | 50 | 30 | 70 | 70 | 50 | 50 | 30 | |
| Rf of Wall | 50 | 30 | 50 | 30 | 30 | 50 | 30 | 50 | 30 | 30 | |
| Rf of Floor | 20 | 20 | 20 | 20 | 20 | 20 | 20 | 20 | 20 | 20 | |
| Room dimensions | | Viewed crosswise | | | | | Viewed endwise | | | | |
| X | Y | | | | | | | | | | |
| 2H | 2H | 非数字 | 非数字 | 非数字 | 非数字 | 非数字 | 非数字 | 非数字 | 非数字 | 非数字 | |
| | 3H | 非数字 | 非数字 | 非数字 | 非数字 | 非数字 | 非数字 | 非数字 | 非数字 | 非数字 | |
| | 4H | 非数字 | 非数字 | 非数字 | 非数字 | 非数字 | 非数字 | 非数字 | 非数字 | 非数字 | |
| | 6H | 非数字 | 非数字 | 非数字 | 非数字 | 非数字 | 非数字 | 非数字 | 非数字 | 非数字 | |
| | 8H | 非数字 | 非数字 | 非数字 | 非数字 | 非数字 | 非数字 | 非数字 | 非数字 | 非数字 | |
| 4H | 12H | 非数字 | 非数字 | 非数字 | 非数字 | 非数字 | 非数字 | 非数字 | 非数字 | 非数字 | |
| | 2H | 非数字 | 非数字 | 非数字 | 非数字 | 非数字 | 非数字 | 非数字 | 非数字 | 非数字 | |
| | 3H | 非数字 | 非数字 | 非数字 | 非数字 | 非数字 | 非数字 | 非数字 | 非数字 | 非数字 | |
| | 4H | 非数字 | 非数字 | 非数字 | 非数字 | 非数字 | 非数字 | 非数字 | 非数字 | 非数字 | |
| | 6H | 非数字 | 非数字 | 非数字 | 非数字 | 非数字 | 非数字 | 非数字 | 非数字 | 非数字 | |
| 8H | 8H | 非数字 | 非数字 | 非数字 | 非数字 | 非数字 | 非数字 | 非数字 | 非数字 | 非数字 | |
| | 12H | 非数字 | 非数字 | 非数字 | 非数字 | 非数字 | 非数字 | 非数字 | 非数字 | 非数字 | |
| | 4H | 非数字 | 非数字 | 非数字 | 非数字 | 非数字 | 非数字 | 非数字 | 非数字 | 非数字 | |
| | 6H | 非数字 | 非数字 | 非数字 | 非数字 | 非数字 | 非数字 | 非数字 | 非数字 | 非数字 | |
| | 8H | 非数字 | 非数字 | 非数字 | 非数字 | 非数字 | 非数字 | 非数字 | 非数字 | 非数字 | |
| 12H | 12H | 非数字 | 非数字 | 非数字 | 非数字 | 非数字 | 非数字 | 非数字 | 非数字 | 非数字 | |
| | 4H | 非数字 | 非数字 | 非数字 | 非数字 | 非数字 | 非数字 | 非数字 | 非数字 | 非数字 | |
| | 6H | 非数字 | 非数字 | 非数字 | 非数字 | 非数字 | 非数字 | 非数字 | 非数字 | 非数字 | |
| 8H | 非数字 | 非数字 | 非数字 | 非数字 | 非数字 | 非数字 | 非数字 | 非数字 | 非数字 | | |
| Variation with the observer position at spacings: | | | | | | | | | | | |
| S = 1.0H | | 非数字/非数字 | | | | | 非数字/非数字 | | | | |
| S = 1.5H | | 非数字/非数字 | | | | | 非数字/非数字 | | | | |
| S = 2.0H | | 非数字/非数字 | | | | | 非数字/非数字 | | | | |
| Standard tables: | | BK0 | | | | | BK0 | | | | |
| Uncorrected UGR | | 负无穷大 | | | | | 负无穷大 | | | | |

UGR calculation is based on CIE Publ. 117 ,S/H = 0.25



| RHOCC | 80 | | | 70 | | | 50 | | | 30 | | | 10 | | | 0 |
|-------|--|------|------|------|------|------|------|------|------|------|------|------|------|------|------|------|
| RHOW | 50 | 30 | 10 | 50 | 30 | 10 | 50 | 30 | 10 | 50 | 30 | 10 | 50 | 30 | 10 | 0 |
| RCR | COEFFICIENTS OF UTILIZATION RHOF=20 CU | | | | | | | | | | | | | | | |
| 0 | 1.13 | 1.13 | 1.13 | 1.10 | 1.10 | 1.10 | 1.06 | 1.06 | 1.06 | 1.01 | 1.01 | 1.01 | 0.97 | 0.97 | 0.97 | 0.95 |
| 1 | 1.06 | 1.04 | 1.02 | 1.04 | 1.02 | 1.01 | 1.00 | 0.99 | 0.98 | 0.97 | 0.96 | 0.95 | 0.94 | 0.93 | 0.92 | 0.90 |
| 2 | 1.00 | 0.97 | 0.94 | 0.99 | 0.96 | 0.93 | 0.96 | 0.93 | 0.91 | 0.93 | 0.91 | 0.89 | 0.90 | 0.89 | 0.88 | 0.86 |
| 3 | 0.95 | 0.91 | 0.88 | 0.94 | 0.91 | 0.88 | 0.92 | 0.89 | 0.86 | 0.89 | 0.87 | 0.85 | 0.87 | 0.85 | 0.84 | 0.82 |
| 4 | 0.91 | 0.87 | 0.83 | 0.90 | 0.86 | 0.83 | 0.88 | 0.85 | 0.82 | 0.86 | 0.83 | 0.81 | 0.84 | 0.82 | 0.80 | 0.79 |
| 5 | 0.87 | 0.83 | 0.79 | 0.86 | 0.82 | 0.79 | 0.85 | 0.81 | 0.78 | 0.83 | 0.80 | 0.78 | 0.82 | 0.79 | 0.77 | 0.76 |
| 6 | 0.83 | 0.79 | 0.76 | 0.83 | 0.79 | 0.75 | 0.81 | 0.78 | 0.75 | 0.80 | 0.77 | 0.75 | 0.79 | 0.76 | 0.74 | 0.73 |
| 7 | 0.80 | 0.76 | 0.73 | 0.80 | 0.75 | 0.72 | 0.79 | 0.75 | 0.72 | 0.78 | 0.74 | 0.72 | 0.77 | 0.74 | 0.71 | 0.70 |
| 8 | 0.77 | 0.73 | 0.70 | 0.77 | 0.73 | 0.70 | 0.76 | 0.72 | 0.70 | 0.75 | 0.72 | 0.69 | 0.74 | 0.71 | 0.69 | 0.68 |
| 9 | 0.75 | 0.70 | 0.67 | 0.74 | 0.70 | 0.67 | 0.74 | 0.70 | 0.67 | 0.73 | 0.69 | 0.67 | 0.72 | 0.69 | 0.67 | 0.66 |
| 10 | 0.72 | 0.68 | 0.65 | 0.72 | 0.68 | 0.65 | 0.71 | 0.68 | 0.65 | 0.71 | 0.67 | 0.65 | 0.70 | 0.67 | 0.65 | 0.64 |





Luminaire Lumens:

FL=1012.66,FM=123.23,FH=18.37,FVH=6.13

BL=1112,BM=145,BH=19.04,BVH=6.22

UL=0,UH=0

BUG Rating:B3-U0-G0

Intensity data(cd)

| | | | | | | | | | |
|--------|----------|----------|----------|----------|----------|----------|----------|---------|---------|
| C/γ(°) | 0.0 | 1.0 | 2.0 | 3.0 | 4.0 | 5.0 | 6.0 | 7.0 | 8.0 |
| 0.0 | 12855.05 | 11523.72 | 11523.72 | 11115.82 | 9952.98 | 8891.97 | 7568.77 | 6558.68 | 5682.01 |
| 45.0 | 12919.43 | 12890.17 | 12638.52 | 12187.90 | 11380.29 | 10549.27 | 9560.24 | 8512.68 | 7201.78 |
| 90.0 | 12936.98 | 12743.86 | 11648.38 | 11648.38 | 11077.78 | 10171.27 | 8912.45 | 7868.41 | 6843.09 |
| 135.0 | 12767.27 | 12972.10 | 12925.28 | 12656.08 | 12193.75 | 11368.58 | 10502.45 | 9255.92 | 8208.37 |
| 180.0 | 12855.05 | 12954.54 | 12878.46 | 12603.41 | 12141.08 | 11304.21 | 10438.07 | 9443.19 | 8085.47 |
| 225.0 | 12919.43 | 12708.75 | 11538.94 | 11538.94 | 10954.30 | 9787.36 | 8739.81 | 7648.95 | 6395.40 |
| 270.0 | 12936.98 | 12878.46 | 12580.00 | 12117.67 | 11274.94 | 10432.22 | 9162.28 | 8073.76 | 7026.21 |
| 315.0 | 12767.27 | 11642.52 | 11642.52 | 10834.91 | 9861.10 | 8805.35 | 7451.73 | 6442.80 | 5563.79 |
| 360.0 | 12855.05 | 11523.72 | 11523.72 | 11115.82 | 9952.98 | 8891.97 | 7568.77 | 6558.68 | 5682.01 |
| C/γ(°) | 9.0 | 10.0 | 11.0 | 12.0 | 13.0 | 14.0 | 15.0 | 16.0 | 17.0 |
| 0.0 | 4801.83 | 4261.67 | 3809.29 | 3431.23 | 3027.43 | 2755.88 | 2506.58 | 2280.68 | 2033.72 |
| 45.0 | 6259.57 | 5276.39 | 4650.20 | 4141.05 | 3614.35 | 3263.21 | 2953.05 | 2953.05 | 2386.02 |
| 90.0 | 5748.14 | 5016.61 | 4426.12 | 3840.89 | 3450.55 | 3048.50 | 2765.25 | 2516.53 | 2286.53 |
| 135.0 | 7184.22 | 6242.01 | 5247.13 | 4615.08 | 4100.09 | 3678.72 | 3315.88 | 3005.72 | 3005.72 |
| 180.0 | 7049.62 | 6095.70 | 5118.38 | 4486.33 | 3871.85 | 3479.75 | 3146.17 | 2999.86 | 2999.86 |
| 225.0 | 5531.61 | 4828.16 | 4139.35 | 3702.19 | 3253.91 | 2944.91 | 2672.78 | 2428.74 | 2159.54 |
| 270.0 | 5896.73 | 5124.23 | 4492.19 | 3866.00 | 3479.75 | 3140.32 | 2994.01 | 2994.01 | 2306.43 |
| 315.0 | 4848.65 | 4153.99 | 3723.85 | 3359.25 | 2977.10 | 2702.04 | 2409.43 | 2199.33 | 2011.48 |
| 360.0 | 4801.83 | 4261.67 | 3809.29 | 3431.23 | 3027.43 | 2755.88 | 2506.58 | 2280.68 | 2033.72 |
| C/γ(°) | 18.0 | 19.0 | 20.0 | 21.0 | 22.0 | 23.0 | 24.0 | 25.0 | 26.0 |
| 0.0 | 1867.51 | 1718.86 | 1552.66 | 1432.69 | 1143.47 | 1143.47 | 1098.64 | 1021.80 | 937.00 |
| 45.0 | 2171.24 | 1988.65 | 1826.55 | 1647.47 | 1521.06 | 1406.94 | 1299.26 | 1176.95 | 1086.24 |
| 90.0 | 2088.73 | 1871.02 | 1718.86 | 1588.94 | 1467.80 | 1153.48 | 1153.48 | 1130.54 | 1032.28 |
| 135.0 | 2423.48 | 2161.88 | 1983.97 | 1820.69 | 1643.96 | 1516.96 | 1373.58 | 1270.58 | 1176.36 |
| 180.0 | 2292.97 | 2098.68 | 1930.72 | 1728.81 | 1593.63 | 1469.56 | 1361.29 | 1232.54 | 1139.49 |
| 225.0 | 1967.58 | 1799.63 | 1657.42 | 1525.74 | 1384.70 | 1159.74 | 1159.74 | 1077.05 | 1003.25 |
| 270.0 | 2099.26 | 1926.62 | 1739.93 | 1606.50 | 1482.43 | 1340.22 | 1240.74 | 1149.44 | 1039.42 |
| 315.0 | 1801.97 | 1662.10 | 1531.59 | 1414.55 | 1153.65 | 1153.65 | 1085.88 | 1010.98 | 948.42 |
| 360.0 | 1867.51 | 1718.86 | 1552.66 | 1432.69 | 1143.47 | 1143.47 | 1098.64 | 1021.80 | 937.00 |
| C/γ(°) | 27.0 | 28.0 | 29.0 | 30.0 | 31.0 | 32.0 | 33.0 | 34.0 | 35.0 |
| 0.0 | 866.84 | 787.95 | 705.49 | 601.08 | 519.62 | 439.04 | 364.07 | 275.64 | 210.80 |
| 45.0 | 996.70 | 931.15 | 855.07 | 751.49 | 667.80 | 584.11 | 499.84 | 401.52 | 327.20 |
| 90.0 | 964.98 | 895.57 | 800.88 | 718.48 | 613.14 | 528.93 | 448.40 | 370.68 | 278.10 |
| 135.0 | 1090.33 | 1004.30 | 933.49 | 861.51 | 784.85 | 702.91 | 595.23 | 510.37 | 426.10 |
| 180.0 | 1058.73 | 976.21 | 911.84 | 836.93 | 735.69 | 646.73 | 563.63 | 462.97 | 388.65 |
| 225.0 | 919.27 | 847.41 | 766.82 | 664.17 | 578.38 | 496.45 | 419.61 | 327.90 | 262.06 |
| 270.0 | 976.80 | 908.33 | 807.08 | 724.57 | 638.54 | 553.68 | 449.51 | 371.09 | 296.77 |
| 315.0 | 859.34 | 782.50 | 701.98 | 596.23 | 512.95 | 428.56 | 330.07 | 260.19 | 182.88 |
| 360.0 | 866.84 | 787.95 | 705.49 | 601.08 | 519.62 | 439.04 | 364.07 | 275.64 | 210.80 |
| C/γ(°) | 36.0 | 37.0 | 38.0 | 39.0 | 40.0 | 41.0 | 42.0 | 43.0 | 44.0 |
| 0.0 | 156.14 | 112.25 | 78.42 | 65.72 | 59.40 | 55.07 | 51.62 | 47.52 | 44.48 |
| 45.0 | 309.06 | 227.01 | 125.94 | 88.19 | 68.30 | 59.63 | 55.48 | 51.91 | 47.99 |
| 90.0 | 213.37 | 157.48 | 111.95 | 76.55 | 63.97 | 59.17 | 54.89 | 50.74 | 47.52 |
| 135.0 | 327.20 | 308.47 | 308.47 | 123.07 | 89.36 | 67.89 | 62.50 | 58.00 | 54.31 |
| 180.0 | 315.49 | 297.35 | 216.77 | 118.80 | 84.39 | 66.66 | 59.75 | 55.36 | 52.26 |
| 225.0 | 200.50 | 149.58 | 101.36 | 77.89 | 66.83 | 60.28 | 56.06 | 52.38 | 48.11 |
| 270.0 | 296.77 | 155.55 | 112.13 | 83.45 | 65.95 | 60.86 | 55.71 | 52.44 | 49.16 |
| 315.0 | 133.26 | 97.44 | 75.49 | 64.78 | 58.82 | 54.84 | 51.32 | 48.16 | 44.36 |
| 360.0 | 156.14 | 112.25 | 78.42 | 65.72 | 59.40 | 55.07 | 51.62 | 47.52 | 44.48 |

Intensity data(cd)

| | | | | | | | | | |
|--------|-------|-------|-------|-------|-------|-------|-------|-------|-------|
| C/γ(°) | 45.0 | 46.0 | 47.0 | 48.0 | 49.0 | 50.0 | 51.0 | 52.0 | 53.0 |
| 0.0 | 42.14 | 39.39 | 37.28 | 35.70 | 34.29 | 33.12 | 32.36 | 31.95 | 31.60 |
| 45.0 | 45.00 | 42.14 | 40.09 | 38.10 | 36.34 | 34.65 | 33.47 | 32.77 | 32.30 |
| 90.0 | 43.72 | 41.32 | 39.15 | 36.81 | 35.17 | 33.71 | 32.83 | 32.01 | 31.66 |
| 135.0 | 50.15 | 46.99 | 44.18 | 41.84 | 39.21 | 37.16 | 35.41 | 33.83 | 33.01 |
| 180.0 | 48.46 | 45.53 | 42.72 | 40.56 | 38.57 | 36.69 | 34.76 | 33.53 | 32.60 |
| 225.0 | 45.24 | 42.72 | 39.91 | 37.98 | 36.11 | 34.70 | 33.30 | 32.54 | 32.01 |
| 270.0 | 45.30 | 42.96 | 40.79 | 38.74 | 36.87 | 35.00 | 33.77 | 32.89 | 32.48 |
| 315.0 | 42.08 | 39.39 | 37.34 | 35.70 | 34.18 | 32.95 | 32.42 | 32.07 | 31.54 |
| 360.0 | 42.14 | 39.39 | 37.28 | 35.70 | 34.29 | 33.12 | 32.36 | 31.95 | 31.60 |
| C/γ(°) | 54.0 | 55.0 | 56.0 | 57.0 | 58.0 | 59.0 | 60.0 | 61.0 | 62.0 |
| 0.0 | 31.49 | 31.84 | 32.30 | 32.42 | 32.42 | 31.72 | 30.49 | 29.38 | 27.68 |
| 45.0 | 31.84 | 31.60 | 31.89 | 32.36 | 32.66 | 33.01 | 32.54 | 31.60 | 30.37 |
| 90.0 | 31.37 | 31.25 | 31.72 | 31.95 | 32.01 | 31.95 | 31.72 | 30.72 | 29.26 |
| 135.0 | 32.48 | 31.78 | 31.60 | 31.78 | 32.13 | 31.95 | 32.19 | 32.01 | 31.08 |
| 180.0 | 32.01 | 31.49 | 31.13 | 31.43 | 31.84 | 31.78 | 31.89 | 31.54 | 30.37 |
| 225.0 | 31.54 | 31.43 | 31.54 | 31.60 | 31.49 | 31.25 | 30.20 | 28.91 | 27.62 |
| 270.0 | 32.07 | 31.72 | 31.95 | 32.30 | 32.42 | 32.13 | 31.49 | 30.26 | 29.03 |
| 315.0 | 31.60 | 32.01 | 32.13 | 32.30 | 32.13 | 31.43 | 30.08 | 29.14 | 27.21 |
| 360.0 | 31.49 | 31.84 | 32.30 | 32.42 | 32.42 | 31.72 | 30.49 | 29.38 | 27.68 |
| C/γ(°) | 63.0 | 64.0 | 65.0 | 66.0 | 67.0 | 68.0 | 69.0 | 70.0 | 71.0 |
| 0.0 | 24.70 | 22.82 | 20.31 | 18.26 | 17.15 | 16.04 | 15.51 | 15.10 | 14.75 |
| 45.0 | 28.56 | 26.10 | 23.82 | 21.42 | 18.49 | 17.21 | 16.27 | 15.68 | 15.16 |
| 90.0 | 27.39 | 24.52 | 22.18 | 19.84 | 17.79 | 16.56 | 15.74 | 15.27 | 14.86 |
| 135.0 | 30.31 | 29.09 | 26.69 | 24.17 | 21.54 | 18.67 | 17.26 | 16.33 | 15.57 |
| 180.0 | 29.20 | 27.45 | 24.87 | 23.00 | 20.19 | 17.91 | 16.97 | 16.04 | 15.39 |
| 225.0 | 25.11 | 22.94 | 21.01 | 18.96 | 17.50 | 16.39 | 15.68 | 15.27 | 14.92 |
| 270.0 | 27.27 | 24.87 | 23.06 | 20.13 | 18.02 | 17.03 | 16.21 | 15.51 | 15.16 |
| 315.0 | 24.23 | 22.18 | 18.84 | 17.50 | 16.68 | 15.86 | 15.33 | 14.92 | 14.63 |
| 360.0 | 24.70 | 22.82 | 20.31 | 18.26 | 17.15 | 16.04 | 15.51 | 15.10 | 14.75 |
| C/γ(°) | 72.0 | 73.0 | 74.0 | 75.0 | 76.0 | 77.0 | 78.0 | 79.0 | 80.0 |
| 0.0 | 14.46 | 14.10 | 13.93 | 13.69 | 13.46 | 13.28 | 12.99 | 12.70 | 12.35 |
| 45.0 | 14.81 | 14.51 | 14.16 | 13.93 | 13.75 | 13.46 | 13.28 | 12.93 | 12.64 |
| 90.0 | 14.51 | 14.22 | 14.05 | 13.75 | 13.58 | 13.34 | 13.05 | 12.76 | 12.52 |
| 135.0 | 15.16 | 14.81 | 14.46 | 14.16 | 13.99 | 13.75 | 13.52 | 13.34 | 13.05 |
| 180.0 | 15.04 | 14.69 | 14.40 | 14.16 | 13.93 | 13.69 | 13.52 | 13.34 | 12.99 |
| 225.0 | 14.57 | 14.34 | 14.05 | 13.81 | 13.58 | 13.40 | 13.17 | 12.82 | 12.47 |
| 270.0 | 14.81 | 14.46 | 14.22 | 13.99 | 13.75 | 13.58 | 13.34 | 13.05 | 12.76 |
| 315.0 | 14.34 | 14.10 | 13.87 | 13.69 | 13.46 | 13.23 | 12.93 | 12.58 | 12.23 |
| 360.0 | 14.46 | 14.10 | 13.93 | 13.69 | 13.46 | 13.28 | 12.99 | 12.70 | 12.35 |
| C/γ(°) | 81.0 | 82.0 | 83.0 | 84.0 | 85.0 | 86.0 | 87.0 | 88.0 | 89.0 |
| 0.0 | 12.06 | 11.76 | 11.53 | 11.24 | 11.06 | 10.83 | 10.65 | 10.53 | 10.53 |
| 45.0 | 12.41 | 12.00 | 11.70 | 11.53 | 11.24 | 11.06 | 10.83 | 10.65 | 10.59 |
| 90.0 | 12.17 | 11.94 | 11.65 | 11.35 | 11.12 | 10.94 | 10.71 | 10.59 | 10.48 |
| 135.0 | 12.76 | 12.47 | 12.11 | 11.82 | 11.53 | 11.29 | 11.06 | 10.83 | 10.65 |
| 180.0 | 12.70 | 12.35 | 12.06 | 11.82 | 11.47 | 11.24 | 11.00 | 10.77 | 10.59 |
| 225.0 | 12.23 | 11.88 | 11.65 | 11.41 | 11.18 | 10.94 | 10.71 | 10.53 | 10.36 |
| 270.0 | 12.41 | 12.11 | 11.76 | 11.53 | 11.29 | 11.00 | 10.83 | 10.59 | 10.42 |
| 315.0 | 11.94 | 11.65 | 11.41 | 11.18 | 10.89 | 10.77 | 10.53 | 10.36 | 10.42 |
| 360.0 | 12.06 | 11.76 | 11.53 | 11.24 | 11.06 | 10.83 | 10.65 | 10.53 | 10.53 |

Intensity data(cd)

| | |
|-----------------|-------|
| C/ γ (°) | 90.0 |
| 0.0 | 10.48 |
| 45.0 | 10.53 |
| 90.0 | 10.36 |
| 135.0 | 10.48 |
| 180.0 | 10.42 |
| 225.0 | 10.36 |
| 270.0 | 10.36 |
| 315.0 | 10.42 |
| 360.0 | 10.48 |